



## Better, by Design

Usually in the world of sound and cinema, you have to choose between great design and great performance. There are exceptions of course, but in general, that's the way it is. Especially when it comes to loudspeaker design; if it looks good, it's unlikely to sound good, and for some reason, if it sounds good, it very rarely looks good. At Artcoustic, we have never accepted this idea. So when you buy an Artcoustic speaker, you get the best of both worlds. They sound great, because we have brought years of knowledge and experience to bear on designing speakers that reproduce music and movie soundtracks faithfully, accurately and in breathtaking detail. And they appeal to the eye because we came up with the idea of interchangeable screens. Quite simply, you choose how your speakers look. We have a wide portfolio of beautiful patterns and designs, and of pictures from artists and photographers including an array of iconic images from the Getty Images Gallery. We also offer a bespoke printing service where you can provide an image, for example a commissioned artwork or photograph, and we print this on to screens for your speakers. As the screens are interchangeable the image can be changed whenever you like. You choose how your speakers look, so they always complement rather than conflict with any interior design.

Going back to the roots of traditional Danish loudspeaker design, Artcoustic has transformed the conventional loudspeaker with a modern look. We strive for perfect sound reproduction, using only the most advanced technology available. Artcoustic is a state-of-the-art product, a loudspeaker that is among the elite of high-end loudspeakers worldwide. The remarkable dynamic range and efficiency, far higher than conventional hi-fi designs, make Artcoustic loudspeakers the perfect solution for both high-end residential and commercial applications.

The Artcoustic loudspeaker is the first and only of its kind, combining a unique mix of art and design with the science of acoustics.

**Great looks, great sound. Great news.**

### Residential



### Professional



### Commercial



## Artcoustic gallery

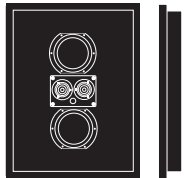
Artcoustic hand-picks artists from around the world and invites them to create exclusive artworks for the Artcoustic Artist Portfolio. The Artcoustic Artist Portfolio is available for viewing at all specialist Artcoustic dealers. View our latest selection on the Gallery section of the Artcoustic web site. Each artwork/design is produced as a digital print and hand made into a screen.



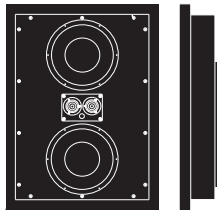
Diablo Target  
H:200 W:200 D:69mm



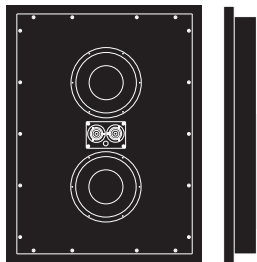
Diablo Monitor  
H:330 W:270 D:73mm



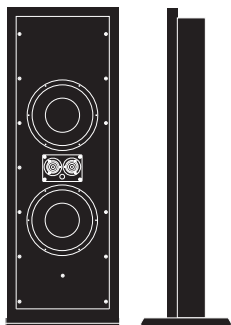
DF65-50  
H:650 W:500 D:97mm



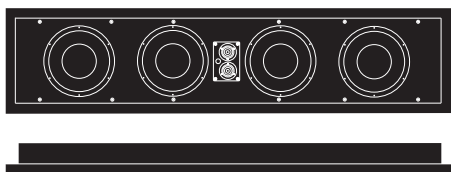
DF75-55  
H:750 W:550 D:133mm



DF100-75  
H:1000 W:750 D:133mm



DFF120-43  
H:1200 W:430 D:153mm



DFF180-43  
H:1800 W:430 D:153mm



DFC150-36  
H:1500 W:360 D:133mm



Diablo C-1  
H:126 W:650 D:85mm



DF-Multi 43 inch  
H:150 W:1030 D:74mm



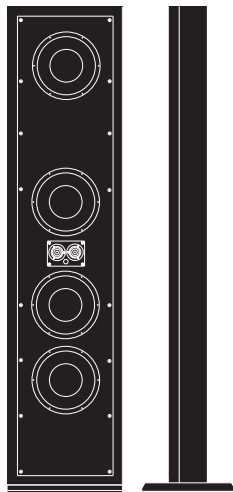
DF-Multi 50 inch  
H:150 W:1220 D:74mm



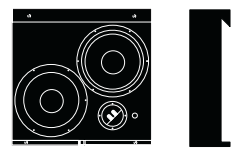
DF-Multi 60 inch  
H:200 W:1500 D:85mm



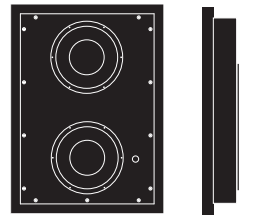
PA-1800 3 channel  
professional power amplifier



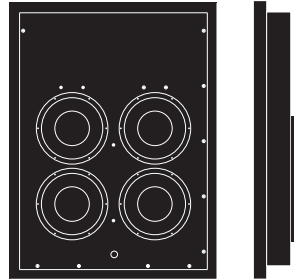
DFF180-43  
H:1800 W:430 D:153mm




Diablo Sub Panel  
H:500 W:500 D:144mm




DFS75-55 Subwoofer  
H:750 W:550 D:133mm



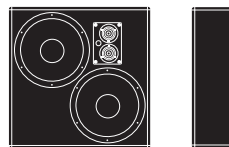
DFS100-75 Subwoofer  
H:1000 W:750 D:133mm




DFS180-43 Subwoofer  
H:1800 W:430 D:153mm




Spitfire Venue PA. Monitor  
H:500 W:360 D:160mm



Spitfire Studio Monitor  
H:500 W:360 D:150mm



Spitfire Subwoofer  
H:844 W:500 D:186mm



Media Walls  
Single plate: H:1060 W:1060 D:28mm (Illustration above includes 6 plates total)



### **Artcoustic Media Wall.**

An innovative new product from Artcoustic; the Media Wall makes it easy to create a beautiful installation in no time. The Artcoustic Media Wall is designed so that cables from your flat screen TV and loudspeakers are easily hidden, ensuring a perfect finish to your installation.

The simplicity of the Artcoustic Media wall creates a clean foundation for your Artcoustic system in a few easy steps. By using the Artcoustic Linax Duo storage furniture, it is possible to completely integrate and hide the AV equipment in your installation. Two pieces of the Linax Duo fits the exact width of two Media Wall panels (212cm).

The Media Wall pack comprises two wall panels and fixtures, and is available in our standard black and white finish.

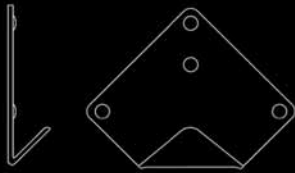
Artcoustic speakers hang like picture frames. Two steel plates on the back of the speaker hang onto steel hooks that attach to the wall. If the speaker is positioned higher than a natural listening position, it can be tilted downward (3 - 5 degrees) by means of a wood stand off as shown below in order to better direct the sound.

The DF65-50 X2, Diablo Monitor X2 and Diablo Mini X2 Monitor can also be oriented horizontally by simply moving one of the plates to the alternate position and rotating the other (pre-drilled screw holes are provided).

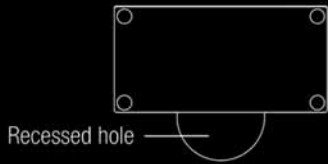
The DFF180-43 x2 and DFF120-43 X2 include a removable base for floor standing applications but have the same provisions as the other models for wall hanging.

Although ARTCOUSTIC speakers are designed to hang safely using the supplied steel hooks, in regions where earthquakes occur it is recommended that the speakers be affixed to a stud in the wall for maximum safety. There are several ways to do this, including attaching an L-bracket to the bottom of the speaker cabinet (see below). This will also provide protection should a speaker accidentally get bumped up and off of its hooks.

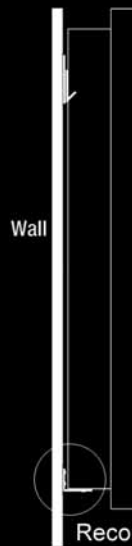
**STEEL HOOK FOR WALL**



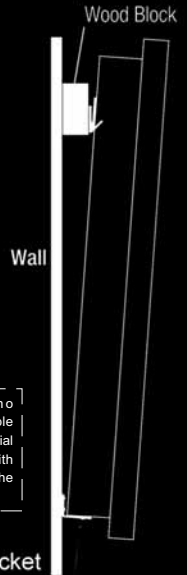
**PLATE ON BACK OF SPEAKER**



**SPEAKER SIDE VIEW (NO TILT)**



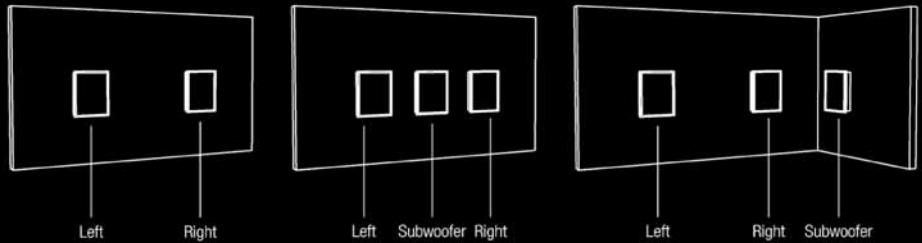
**SPEAKER SIDE VIEW (WITH TILT)**



Artcoustic can under no circumstances be held responsible for any damages caused to material or living beings, in connection with wrong or insufficient mounting of the Artcoustic speakers.

**MUSIC AND HOME THEATRE INSTALLATION EXAMPLES**

Artcoustic wall-hanging speakers and subs can be arranged in numerous ways to create a music or home theatre system that looks as beautiful as it sounds. Shown right (A) are representative audio set-ups using Model DF75-55 X2 (loudspeaker) and Model DFS75-55 X2 (subwoofer). Below are guidelines for home theatre installations using acoustically transparent (B) and solid (C) projection screens, as well as plasma or other flat video screens (D, E).



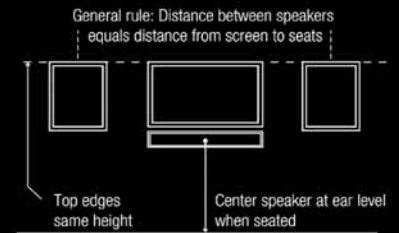
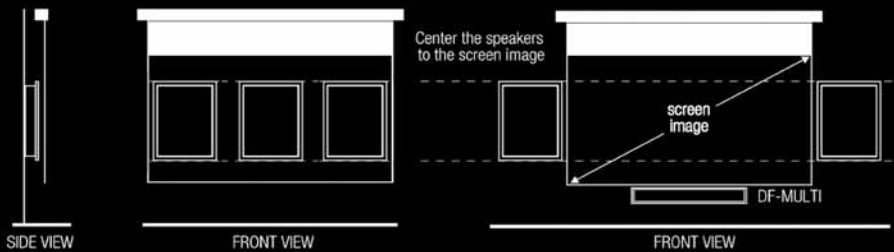
A. Sample stereo audio set-ups.

(Note: An acoustically transparent screen is greatly preferred because speakers can be placed directly behind it, as they are in commercial theatres.)

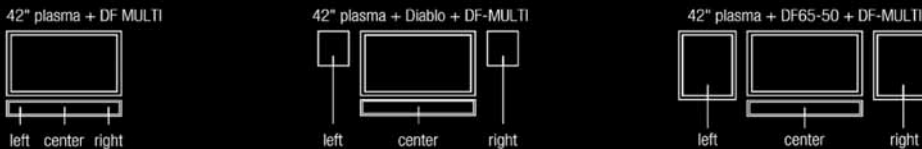
B. Acoustically transparent projection screen set-up.

C. Solid projection screen set-up.

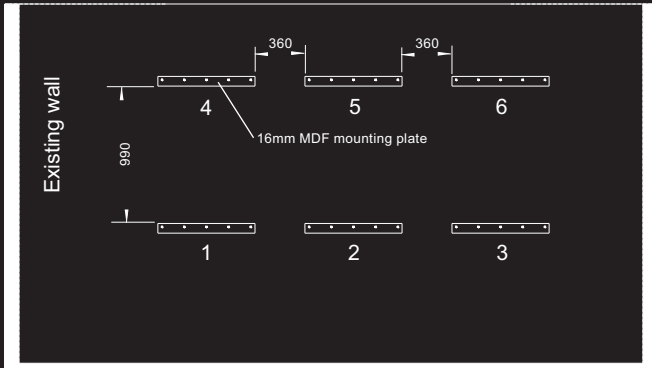
D. Plasma/flat screen set-up



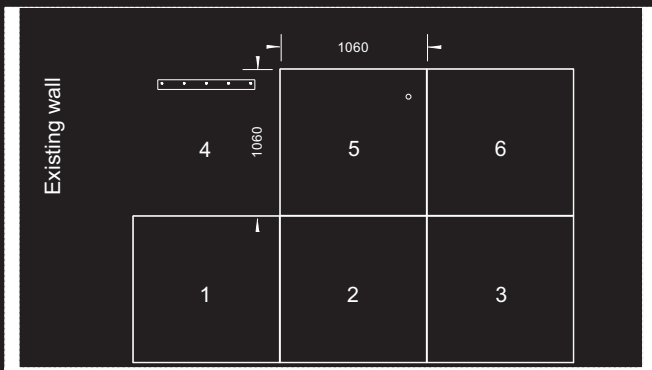
E. Sample plasma/flat screen set-up.



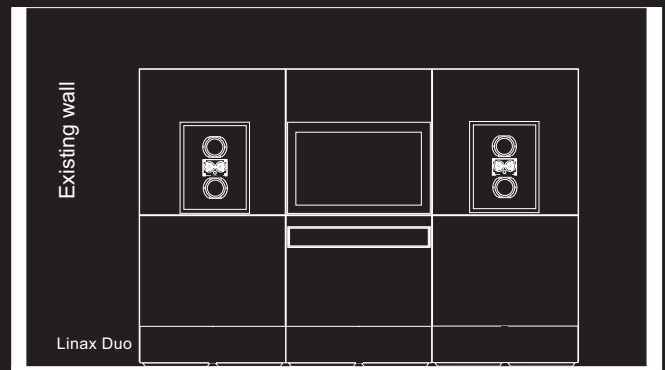
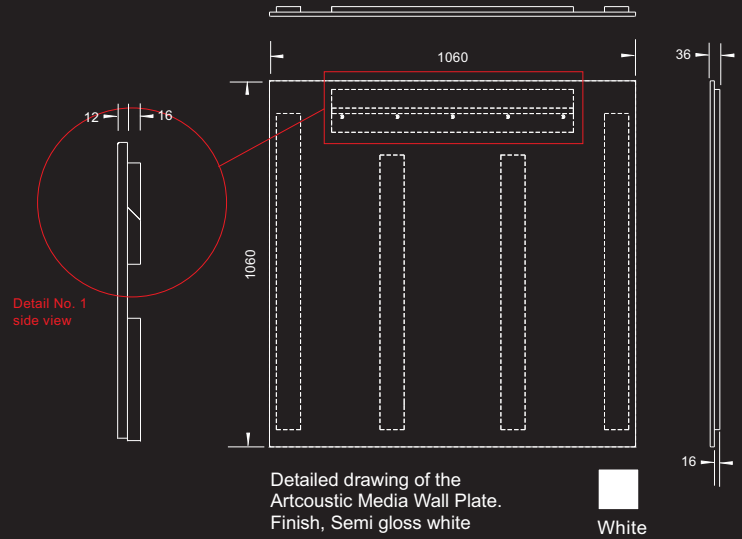
## Artcoustic Media wall



- 1 Screw the mounting plate onto the existing wall, this must be done with a very high horizontal precision  $\pm 0.5\text{mm}$



- 2 Mount the media wall plates on the wall, simply by sliding the wall mount plate and the media wall plate together, see detail drawing No. 1



- 3 Measure the position speakers and screen brackets, drill holes for cables etc. Mount products onto the Artcoustic Media Wall



Artcoustic Media Walls, standard white finish



Artcoustic Media Walls, standard black finish

HEADQUARTER  
HOLMENS KANAL 7  
1060 COPENHAGEN K  
DENMARK

TEL: +45 3283 6060

FAX: +45 3283 6064

@: [artcoustic@artcoustic.com](mailto:artcoustic@artcoustic.com)

[www.artcoustic.com](http://www.artcoustic.com)



**ARTCOUSTIC**<sup>™</sup> Loudspeakers